

Scaled data based on original data using  
LM-79-08 Approved Method: Electrical and Photometric Measurements of Solid-  
State Lighting Products

Test Report Prepared for  
Cooper Lighting Solutions  
(formerly Eaton)

Brand: McGRAW-EDISON

Report Number: P226924

Luminaire Tested: **ISW-AF-600-LED-E1-SL3-7030**

Issue Date: 3/3/2020

**Test Information**

Test Method: LM-79-08  
Report Number: P226924  
TEST IS SCALED FROM IESNA LM-79-08 TEST DATA (P35946)  
Test Lab: INNOVATION CENTER-P3  
Issue Date: 3/3/2020  
Manufacturer: COOPER LIGHTING SOLUTIONS (FORMERLY EATON)  
Product Line: MCGRAW-EDISON  
Catalog Number: ISW-AF-600-LED-E1-SL3-7030  
Description: IMPACT ELITE LED WEDGE LUMINAIRE  
LIGHT SQUARE WITH ACCULED OPTICS-TYPE III W/SPILL CONTROL  
Light Source: (16) 3000K CCT, 70 CRI LEDs  
Ballast/Driver: ELECTRONIC DRIVER

**Summary**

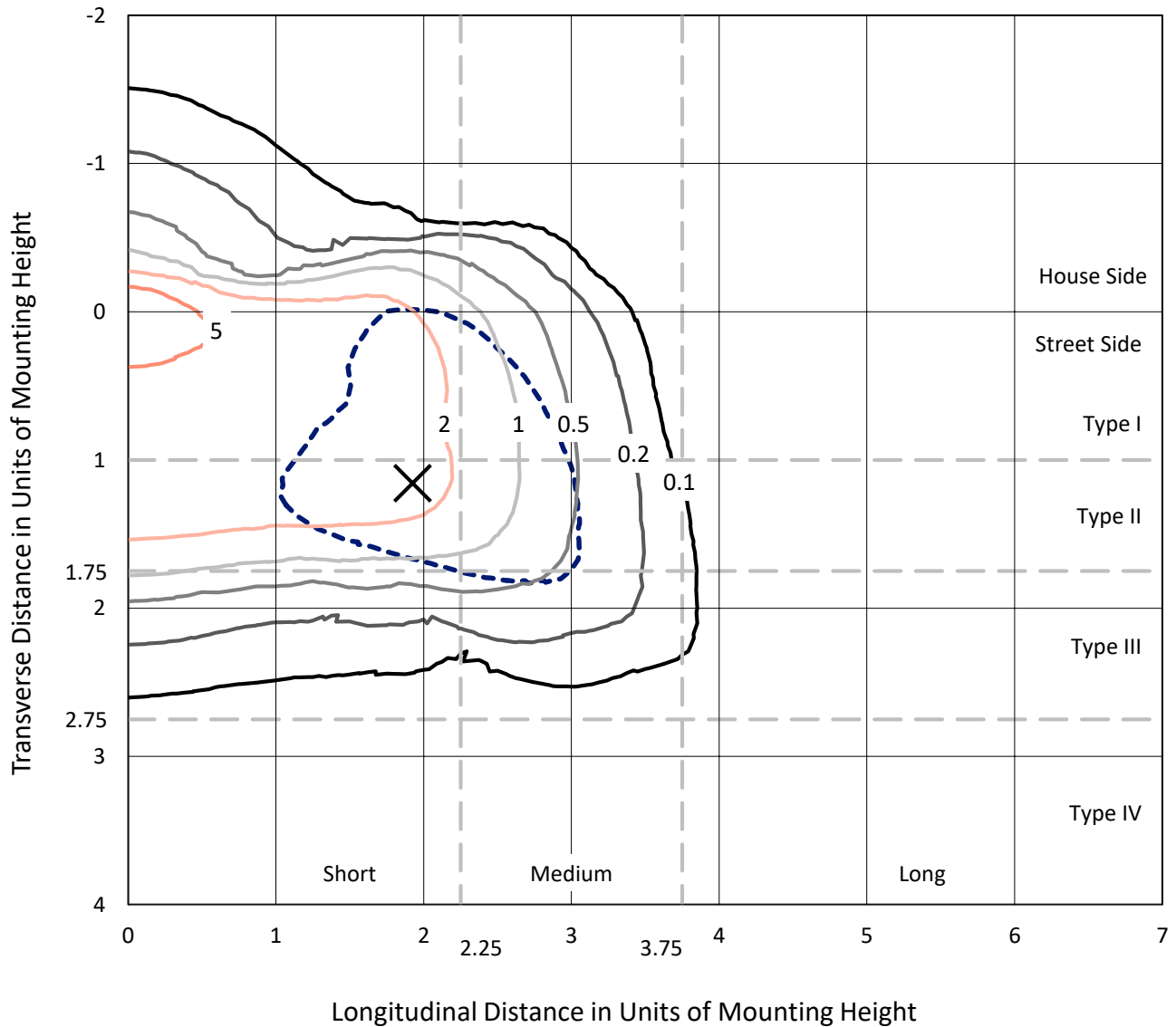
Lumens per Lamp: N/A  
Luminaire Lumens: 3429.3 lumens  
Efficiency: N/A  
Efficacy: 101.8 lumens/watt  
Luminous Opening: Rectangular (W 0.5' x L: 0.5' x H: 0')  
IES Classification: Type II - Short - Semi-Cutoff  
BUG Rating: B1 - U1 - G1  
  
Input Watts (W): 33.7  
Input Voltage (V): 120  
Input Current (Ain): NR  
Voltage Rise (V): NR  
Power Factor: NR  
Total Harmonic Distortion (THDi): NR  
Frequency (hertz): 60  
Stabilization Time: NR  
Operation Time: NR  
Ambient Temperature (°C): NR  
Test Distance: 25 FT



REPORT NUMBER: P226924  
 CATALOG NUMBER: ISW-AF-600-LED-E1-SL3-7030

### Iso-Footcandle Lines of Horizontal Illumination

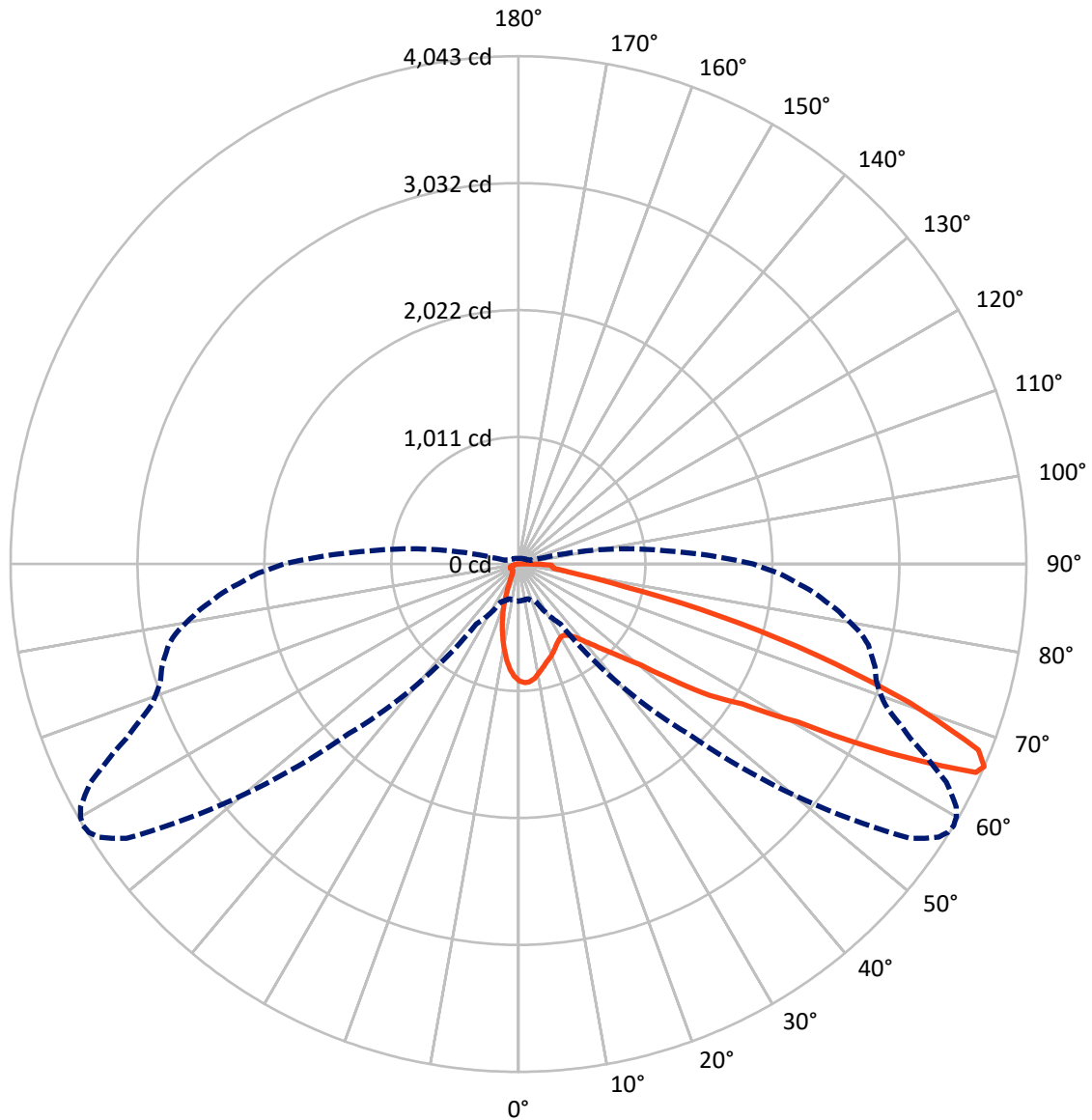
✕ Max cd  
 - - - 1/2 Max cd



Based on 10 foot mounting height. Maximum calculated value = 9.3 fc  
 Type II - Short - Semi-Cutoff

REPORT NUMBER: P226924  
CATALOG NUMBER: ISW-AF-600-LED-E1-SL3-7030

### Luminous Intensity Polar Plot



— Vertical Plane Through 59-Deg Lateral    - - - Horizontal Cone Through 66-Deg Vertical

REPORT NUMBER: P226924

CATALOG NUMBER: ISW-AF-600-LED-E1-SL3-7030

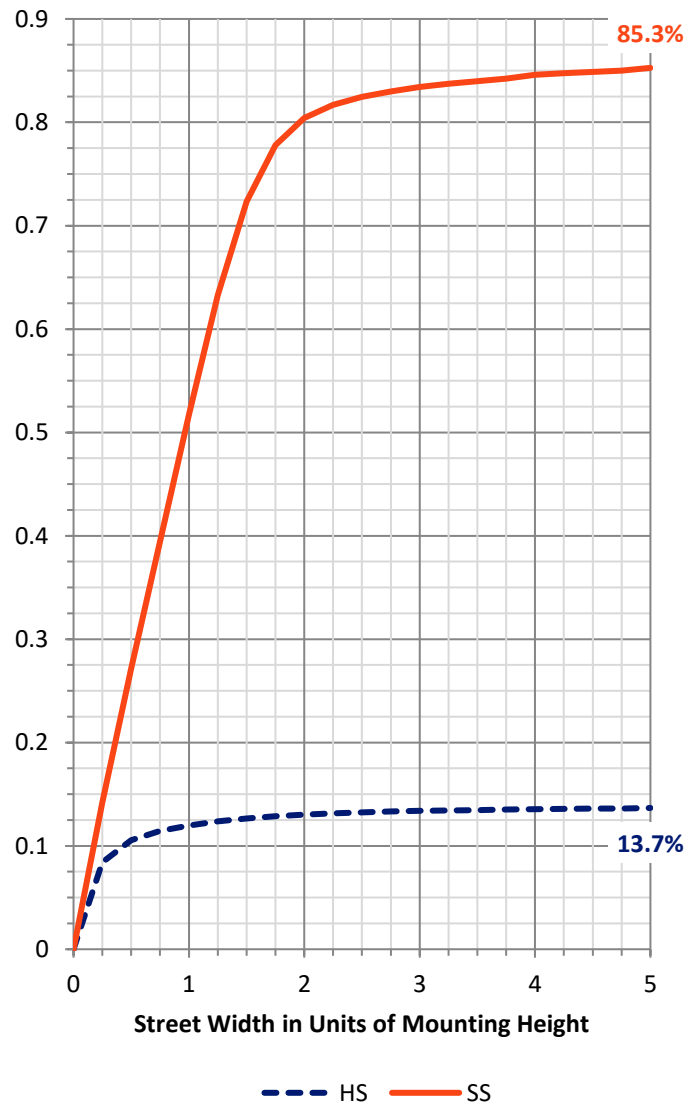
**FLUX DISTRIBUTION:**

		Downward	Upward	Total
<b>House Side</b>	Lumens	475.8	0.2	476.0
	% Fixture	13.9	0.0	13.9
<b>Street Side</b>	Lumens	2952.1	1.3	2953.3
	% Fixture	86.1	0.0	86.1
<b>Total</b>	Lumens	3427.9	1.5	3429.3
	% Fixture	100.0	0.0	100.0

**ZONAL LUMENS:**

Zone	Lumens	% Fixture
0°-10°	79.4	2.3
10°-20°	167.8	4.9
20°-30°	210.4	6.1
30°-40°	287.9	8.4
40°-50°	463.2	13.5
50°-60°	804.8	23.5
60°-70°	977.8	28.5
70°-80°	364.8	10.6
80°-90°	71.8	2.1
90°-100°	1.5	0.0
100°-110°	0.0	0.0
110°-120°	0.0	0.0
120°-130°	0.0	0.0
130°-140°	0.0	0.0
140°-150°	0.0	0.0
150°-160°	0.0	0.0
160°-170°	0.0	0.0
170°-180°	0.0	0.0
0°-90°	3427.9	100.0
0°-180°	3429.3	100.0

**Coefficient of Utilization**



REPORT NUMBER: P226924

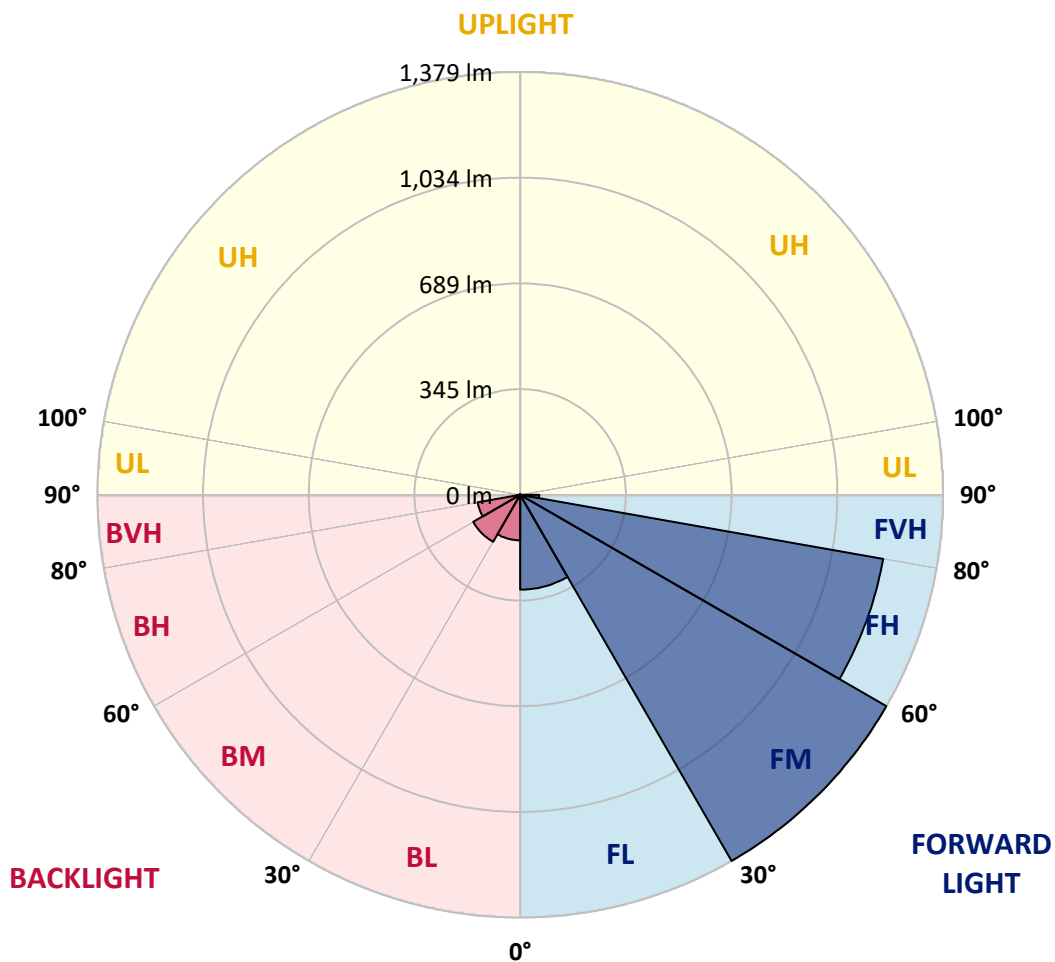
CATALOG NUMBER: ISW-AF-600-LED-E1-SL3-7030

**LUMINAIRE CLASSIFICATION SYSTEM LUMEN TABLE AND BUG RATING:**

Zone	Lumens	% Fixture	Zone Rating/Lumen Limit		
			B	U	G
FL (0°-30°)	309.2	9.0			
FM (30°-60°)	1379.0	40.2			
FH (60°-80°)	1201.9	35.0			G1/1800
FVH (80°-90°)	61.9	1.8			G1/100
BL (0°-30°)	148.4	4.3	B1/500		
BM (30°-60°)	176.9	5.2	B0/220		
BH (60°-80°)	140.7	4.1	B1/500		G1/500
BVH (80°-90°)	9.8	0.3			G0/10
UL (90°-100°)	1.5	0.0		U1/10	
UH (100°-180°)	0.2	0.0		U1/10	

**BUG Rating: B1-U1-G1**

Type II Short





REPORT NUMBER: P226924

CATALOG NUMBER: ISW-AF-600-LED-E1-SL3-7030

**CANDELA DISTRIBUTION (FULL):**

	0°	5°	15°	25°	35°	45°	55°	56°	57°	58°	59°
0°	931.6	931.6	931.6	931.6	931.6	931.6	931.6	931.6	931.6	931.6	931.6
2.5°	955.8	952.7	958.5	956.4	957.9	950.0	948.5	946.9	947.9	946.4	946.4
5°	933.2	931.6	938.5	942.2	945.3	944.3	943.7	943.7	944.3	940.6	941.1
7.5°	867.0	865.9	875.4	882.2	897.5	906.4	918.0	918.5	919.6	918.0	921.1
10°	796.5	799.7	808.1	819.1	841.7	855.4	877.5	881.7	883.3	883.8	884.3
12.5°	729.2	726.1	736.6	757.6	788.1	810.2	838.1	840.2	842.8	846.5	850.2
15°	669.3	673.0	681.4	703.5	735.5	766.6	802.8	804.9	810.2	813.3	818.6
17.5°	628.3	628.3	637.7	658.3	688.2	727.7	773.4	777.1	781.3	785.5	791.3
20°	607.8	607.8	611.5	623.6	649.8	687.7	742.9	747.1	754.5	759.2	767.1
22.5°	606.2	605.7	605.1	607.8	623.6	653.0	710.3	716.1	722.4	729.8	736.6
25°	623.0	624.6	618.3	614.1	615.7	629.3	679.3	682.4	694.5	699.3	707.7
27.5°	647.2	649.8	644.6	638.3	628.8	619.9	653.0	658.3	666.1	674.0	684.5
30°	681.9	681.4	680.9	676.7	658.3	630.4	645.1	648.8	655.6	661.9	670.9
32.5°	719.2	723.4	726.6	724.5	705.6	658.3	656.1	659.3	665.6	669.3	675.1
35°	767.6	769.7	781.8	781.8	762.9	708.2	687.2	689.8	693.0	694.5	698.7
37.5°	820.7	828.1	845.9	856.5	827.0	770.2	736.1	736.1	737.6	738.7	741.3
40°	882.2	892.7	917.5	937.4	918.5	847.5	800.2	804.9	803.4	801.3	807.0
42.5°	953.7	965.3	995.3	1014.2	1003.1	940.6	886.4	883.3	888.0	881.7	883.8
45°	1036.8	1045.7	1076.2	1096.2	1105.1	1054.7	999.5	993.2	993.2	979.5	985.3
47.5°	1111.5	1114.1	1143.5	1178.8	1207.7	1208.7	1130.9	1126.7	1116.7	1107.8	1105.7
50°	1180.9	1188.7	1207.7	1246.0	1306.5	1359.1	1311.8	1298.6	1287.6	1254.5	1264.5
52.5°	1301.3	1316.5	1328.6	1351.7	1423.2	1530.0	1588.3	1567.8	1565.2	1535.2	1528.4
55°	1323.9	1325.4	1365.4	1498.9	1667.2	1743.9	1855.9	1855.4	1863.8	1854.4	1845.4
57.5°	1217.7	1205.0	1271.8	1447.9	1786.0	2180.3	2146.1	2149.8	2138.8	2109.9	2100.9
60°	948.5	959.0	1031.0	1255.5	1700.3	2462.1	2687.7	2620.9	2668.8	2593.6	2553.1
62.5°	533.6	521.6	570.4	806.5	1394.8	2476.9	3425.3	3432.7	3455.8	3413.8	3314.9
65°	344.4	339.1	334.4	408.0	836.0	2166.7	3833.3	3923.7	3977.9	4000.0	4001.6
66°	296.0	291.8	286.0	333.9	582.5	1909.0	3807.0	3903.8	3990.0	4031.0	4043.1
67.5°	251.8	245.5	244.5	276.5	405.4	1481.1	3556.2	3708.2	3784.4	3890.6	3948.5
70°	192.4	189.3	198.7	238.7	311.2	697.2	2833.8	3032.1	3163.5	3246.6	3300.2
72.5°	161.4	160.4	173.5	218.2	295.0	395.4	1983.7	2196.6	2333.8	2413.2	2486.8
75°	126.2	127.2	144.6	208.2	293.4	344.4	1152.5	1355.4	1435.3	1560.5	1656.1
77.5°	94.6	93.6	107.3	168.2	286.0	349.1	598.8	683.0	770.8	834.4	857.5
80°	66.2	67.3	76.8	115.7	222.9	359.1	373.3	392.7	411.1	431.6	435.9
82.5°	44.2	44.7	56.8	79.4	154.6	342.8	348.6	339.6	325.4	307.6	288.1
85°	26.8	27.9	40.5	53.6	119.9	310.2	360.7	337.0	315.5	291.8	268.1
87.5°	13.7	15.2	24.2	31.5	71.0	153.0	375.4	358.0	328.6	292.3	266.0
90°	3.7	3.7	5.3	7.9	14.2	31.0	94.6	85.2	42.6	81.0	40.0
92.5°	0.0	0.0	0.0	0.0	0.0	0.0	0.0	0.0	0.0	0.0	0.0
95°	0.0	0.0	0.0	0.0	0.0	0.0	0.0	0.0	0.0	0.0	0.0
97.5°	0.0	0.0	0.0	0.0	0.0	0.0	0.0	0.0	0.0	0.0	0.0
100°	0.0	0.0	0.0	0.0	0.0	0.0	0.0	0.0	0.0	0.0	0.0
102.5°	0.0	0.0	0.0	0.0	0.0	0.0	0.0	0.0	0.0	0.0	0.0
105°	0.0	0.0	0.0	0.0	0.0	0.0	0.0	0.0	0.0	0.0	0.0
107.5°	0.0	0.0	0.0	0.0	0.0	0.0	0.0	0.0	0.0	0.0	0.0



REPORT NUMBER: P226924

CATALOG NUMBER: ISW-AF-600-LED-E1-SL3-7030

**CANDELA DISTRIBUTION (continued):**

	0°	5°	15°	25°	35°	45°	55°	56°	57°	58°	59°
110°	0.0	0.0	0.0	0.0	0.0	0.0	0.0	0.0	0.0	0.0	0.0
112.5°	0.0	0.0	0.0	0.0	0.0	0.0	0.0	0.0	0.0	0.0	0.0
115°	0.0	0.0	0.0	0.0	0.0	0.0	0.0	0.0	0.0	0.0	0.0
117.5°	0.0	0.0	0.0	0.0	0.0	0.0	0.0	0.0	0.0	0.0	0.0
120°	0.0	0.0	0.0	0.0	0.0	0.0	0.0	0.0	0.0	0.0	0.0
122.5°	0.0	0.0	0.0	0.0	0.0	0.0	0.0	0.0	0.0	0.0	0.0
125°	0.0	0.0	0.0	0.0	0.0	0.0	0.0	0.0	0.0	0.0	0.0
127.5°	0.0	0.0	0.0	0.0	0.0	0.0	0.0	0.0	0.0	0.0	0.0
130°	0.0	0.0	0.0	0.0	0.0	0.0	0.0	0.0	0.0	0.0	0.0
132.5°	0.0	0.0	0.0	0.0	0.0	0.0	0.0	0.0	0.0	0.0	0.0
135°	0.0	0.0	0.0	0.0	0.0	0.0	0.0	0.0	0.0	0.0	0.0
137.5°	0.0	0.0	0.0	0.0	0.0	0.0	0.0	0.0	0.0	0.0	0.0
140°	0.0	0.0	0.0	0.0	0.0	0.0	0.0	0.0	0.0	0.0	0.0
142.5°	0.0	0.0	0.0	0.0	0.0	0.0	0.0	0.0	0.0	0.0	0.0
145°	0.0	0.0	0.0	0.0	0.0	0.0	0.0	0.0	0.0	0.0	0.0
147.5°	0.0	0.0	0.0	0.0	0.0	0.0	0.0	0.0	0.0	0.0	0.0
150°	0.0	0.0	0.0	0.0	0.0	0.0	0.0	0.0	0.0	0.0	0.0
152.5°	0.0	0.0	0.0	0.0	0.0	0.0	0.0	0.0	0.0	0.0	0.0
155°	0.0	0.0	0.0	0.0	0.0	0.0	0.0	0.0	0.0	0.0	0.0
157.5°	0.0	0.0	0.0	0.0	0.0	0.0	0.0	0.0	0.0	0.0	0.0
160°	0.0	0.0	0.0	0.0	0.0	0.0	0.0	0.0	0.0	0.0	0.0
162.5°	0.0	0.0	0.0	0.0	0.0	0.0	0.0	0.0	0.0	0.0	0.0
165°	0.0	0.0	0.0	0.0	0.0	0.0	0.0	0.0	0.0	0.0	0.0
167.5°	0.0	0.0	0.0	0.0	0.0	0.0	0.0	0.0	0.0	0.0	0.0
170°	0.0	0.0	0.0	0.0	0.0	0.0	0.0	0.0	0.0	0.0	0.0
172.5°	0.0	0.0	0.0	0.0	0.0	0.0	0.0	0.0	0.0	0.0	0.0
175°	0.0	0.0	0.0	0.0	0.0	0.0	0.0	0.0	0.0	0.0	0.0
177.5°	0.0	0.0	0.0	0.0	0.0	0.0	0.0	0.0	0.0	0.0	0.0
180°	0.0	0.0	0.0	0.0	0.0	0.0	0.0	0.0	0.0	0.0	0.0





REPORT NUMBER: P226924

CATALOG NUMBER: ISW-AF-600-LED-E1-SL3-7030

**CANDELA DISTRIBUTION (continued):**

	60°	61°	62°	63°	64°	65°	66°	67°	68°	69°	70°
0°	931.6	931.6	931.6	931.6	931.6	931.6	931.6	931.6	931.6	931.6	931.6
2.5°	945.8	946.9	945.8	944.3	945.8	944.3	943.7	943.2	943.7	942.7	942.2
5°	941.1	942.2	942.2	939.0	938.5	940.6	937.4	938.5	937.4	936.4	934.3
7.5°	918.5	919.0	919.6	917.5	919.0	919.0	918.0	918.0	916.9	917.5	915.3
10°	887.0	889.1	891.2	890.1	889.6	894.3	892.2	893.8	893.8	892.2	892.7
12.5°	852.8	856.5	859.1	859.1	861.2	866.5	865.9	867.0	871.2	871.2	869.6
15°	821.2	824.9	829.1	832.3	836.5	840.2	842.8	847.0	849.1	849.1	851.7
17.5°	796.5	801.8	806.5	808.1	813.9	820.2	821.8	827.0	830.2	831.8	834.9
20°	772.3	778.1	783.9	789.2	794.4	801.8	805.5	808.6	813.9	817.0	821.8
22.5°	743.9	752.9	760.2	766.6	775.5	781.8	789.2	794.4	800.7	805.5	809.1
25°	717.1	729.2	739.2	745.5	757.6	766.6	775.5	783.4	791.3	798.1	803.4
27.5°	692.4	706.1	718.2	728.2	741.3	755.5	764.5	777.6	788.1	797.6	803.9
30°	680.3	691.9	704.5	716.1	729.2	747.1	761.8	778.6	791.8	803.9	813.3
32.5°	683.0	693.5	704.5	714.5	728.2	748.2	763.4	782.9	802.3	818.1	830.2
35°	704.0	713.5	720.8	729.8	741.8	757.1	773.4	793.9	818.1	839.1	854.9
37.5°	748.2	750.8	758.1	765.0	771.3	785.5	800.7	818.1	845.9	868.0	890.1
40°	802.8	809.7	816.5	819.7	827.0	836.0	842.8	861.2	885.9	914.8	939.0
42.5°	884.3	887.0	888.0	889.1	891.7	898.0	908.0	924.8	949.0	974.8	1001.6
45°	975.8	979.0	982.1	983.7	980.0	983.7	994.2	1002.1	1025.8	1049.9	1084.1
47.5°	1102.5	1093.1	1088.3	1094.6	1091.5	1099.4	1104.1	1108.8	1137.2	1166.1	1195.1
50°	1265.0	1259.2	1251.8	1252.4	1258.1	1252.9	1256.0	1273.4	1282.9	1307.0	1345.4
52.5°	1524.7	1506.8	1479.0	1466.9	1473.7	1469.5	1471.1	1474.8	1468.4	1491.1	1523.7
55°	1845.4	1822.3	1803.9	1793.4	1754.5	1751.3	1725.5	1716.1	1695.6	1717.1	1709.8
57.5°	2074.1	2059.4	2049.9	2018.4	2000.5	1964.8	1954.2	1941.6	1913.2	1927.4	1940.1
60°	2515.8	2463.2	2445.3	2390.1	2371.7	2337.5	2293.9	2272.3	2257.6	2271.3	2262.9
62.5°	3252.9	3179.8	3165.6	3034.7	3002.6	2923.7	2841.7	2830.7	2784.4	2755.5	2748.7
65°	3972.6	3868.0	3789.7	3646.7	3549.9	3437.4	3312.3	3220.8	3126.7	3079.4	3016.8
66°	4026.3	3984.7	3905.9	3822.3	3681.4	3558.3	3416.4	3317.5	3211.9	3128.8	3075.2
67.5°	3934.8	3912.7	3884.8	3828.1	3739.7	3625.1	3490.5	3364.3	3237.1	3139.3	3053.6
70°	3326.0	3350.1	3381.7	3367.0	3316.5	3271.8	3153.0	3082.5	2986.8	2858.6	2806.0
72.5°	2510.5	2575.2	2553.1	2470.0	2431.1	2400.1	2357.0	2309.7	2172.4	2156.7	2094.6
75°	1615.1	1593.6	1607.8	1506.8	1438.0	1409.6	1307.0	1265.0	1161.9	1095.2	1044.2
77.5°	851.2	809.1	776.5	687.7	624.1	586.7	536.8	477.9	387.5	382.2	299.7
80°	394.8	362.8	333.3	302.3	271.3	230.3	199.8	163.0	144.1	123.6	115.1
82.5°	268.1	247.6	229.8	209.3	185.6	157.2	135.6	115.1	98.3	88.3	80.4
85°	242.9	220.8	200.8	175.1	150.4	126.7	103.6	85.7	69.9	61.0	55.7
87.5°	236.1	208.7	187.7	159.8	135.6	111.5	89.4	69.4	54.2	44.2	37.9
90°	30.0	32.1	23.1	22.1	9.5	12.1	8.9	5.3	5.8	4.2	4.7
92.5°	0.0	0.0	0.0	0.0	0.0	0.0	0.0	0.0	0.0	0.0	0.0
95°	0.0	0.0	0.0	0.0	0.0	0.0	0.0	0.0	0.0	0.0	0.0
97.5°	0.0	0.0	0.0	0.0	0.0	0.0	0.0	0.0	0.0	0.0	0.0
100°	0.0	0.0	0.0	0.0	0.0	0.0	0.0	0.0	0.0	0.0	0.0
102.5°	0.0	0.0	0.0	0.0	0.0	0.0	0.0	0.0	0.0	0.0	0.0
105°	0.0	0.0	0.0	0.0	0.0	0.0	0.0	0.0	0.0	0.0	0.0
107.5°	0.0	0.0	0.0	0.0	0.0	0.0	0.0	0.0	0.0	0.0	0.0



REPORT NUMBER: P226924

CATALOG NUMBER: ISW-AF-600-LED-E1-SL3-7030

**CANDELA DISTRIBUTION (continued):**

	60°	61°	62°	63°	64°	65°	66°	67°	68°	69°	70°
110°	0.0	0.0	0.0	0.0	0.0	0.0	0.0	0.0	0.0	0.0	0.0
112.5°	0.0	0.0	0.0	0.0	0.0	0.0	0.0	0.0	0.0	0.0	0.0
115°	0.0	0.0	0.0	0.0	0.0	0.0	0.0	0.0	0.0	0.0	0.0
117.5°	0.0	0.0	0.0	0.0	0.0	0.0	0.0	0.0	0.0	0.0	0.0
120°	0.0	0.0	0.0	0.0	0.0	0.0	0.0	0.0	0.0	0.0	0.0
122.5°	0.0	0.0	0.0	0.0	0.0	0.0	0.0	0.0	0.0	0.0	0.0
125°	0.0	0.0	0.0	0.0	0.0	0.0	0.0	0.0	0.0	0.0	0.0
127.5°	0.0	0.0	0.0	0.0	0.0	0.0	0.0	0.0	0.0	0.0	0.0
130°	0.0	0.0	0.0	0.0	0.0	0.0	0.0	0.0	0.0	0.0	0.0
132.5°	0.0	0.0	0.0	0.0	0.0	0.0	0.0	0.0	0.0	0.0	0.0
135°	0.0	0.0	0.0	0.0	0.0	0.0	0.0	0.0	0.0	0.0	0.0
137.5°	0.0	0.0	0.0	0.0	0.0	0.0	0.0	0.0	0.0	0.0	0.0
140°	0.0	0.0	0.0	0.0	0.0	0.0	0.0	0.0	0.0	0.0	0.0
142.5°	0.0	0.0	0.0	0.0	0.0	0.0	0.0	0.0	0.0	0.0	0.0
145°	0.0	0.0	0.0	0.0	0.0	0.0	0.0	0.0	0.0	0.0	0.0
147.5°	0.0	0.0	0.0	0.0	0.0	0.0	0.0	0.0	0.0	0.0	0.0
150°	0.0	0.0	0.0	0.0	0.0	0.0	0.0	0.0	0.0	0.0	0.0
152.5°	0.0	0.0	0.0	0.0	0.0	0.0	0.0	0.0	0.0	0.0	0.0
155°	0.0	0.0	0.0	0.0	0.0	0.0	0.0	0.0	0.0	0.0	0.0
157.5°	0.0	0.0	0.0	0.0	0.0	0.0	0.0	0.0	0.0	0.0	0.0
160°	0.0	0.0	0.0	0.0	0.0	0.0	0.0	0.0	0.0	0.0	0.0
162.5°	0.0	0.0	0.0	0.0	0.0	0.0	0.0	0.0	0.0	0.0	0.0
165°	0.0	0.0	0.0	0.0	0.0	0.0	0.0	0.0	0.0	0.0	0.0
167.5°	0.0	0.0	0.0	0.0	0.0	0.0	0.0	0.0	0.0	0.0	0.0
170°	0.0	0.0	0.0	0.0	0.0	0.0	0.0	0.0	0.0	0.0	0.0
172.5°	0.0	0.0	0.0	0.0	0.0	0.0	0.0	0.0	0.0	0.0	0.0
175°	0.0	0.0	0.0	0.0	0.0	0.0	0.0	0.0	0.0	0.0	0.0
177.5°	0.0	0.0	0.0	0.0	0.0	0.0	0.0	0.0	0.0	0.0	0.0
180°	0.0	0.0	0.0	0.0	0.0	0.0	0.0	0.0	0.0	0.0	0.0



REPORT NUMBER: P226924

CATALOG NUMBER: ISW-AF-600-LED-E1-SL3-7030

**CANDELA DISTRIBUTION (continued):**

	71°	72°	73°	74°	75°	76°	77°	78°	79°	80°	81°
0°	931.6	931.6	931.6	931.6	931.6	931.6	931.6	931.6	931.6	931.6	931.6
2.5°	941.1	939.5	941.1	940.6	938.5	939.0	939.5	937.4	936.4	936.4	935.9
5°	932.7	931.6	932.7	932.2	929.0	928.5	928.5	926.9	924.8	923.2	922.2
7.5°	912.7	913.8	913.2	911.7	910.1	910.1	908.5	904.8	902.7	900.6	898.5
10°	890.1	890.1	890.6	890.1	887.5	886.4	884.3	882.2	882.8	877.5	873.3
12.5°	870.1	870.1	869.6	868.6	867.0	866.5	866.5	860.1	858.6	857.0	852.3
15°	851.2	852.3	852.3	852.3	849.6	849.6	847.0	842.8	842.8	838.1	833.3
17.5°	836.5	838.1	837.5	838.1	838.6	835.4	830.7	828.1	824.9	822.3	816.0
20°	823.9	824.9	825.4	825.4	823.9	821.8	817.6	813.3	811.2	806.0	798.1
22.5°	812.3	814.4	814.9	814.9	812.8	811.2	807.0	800.7	796.5	790.2	782.9
25°	807.6	810.2	808.6	809.7	807.6	803.9	798.1	792.8	786.5	778.6	770.8
27.5°	809.1	812.8	811.8	811.2	808.6	806.0	798.6	792.3	785.0	775.5	765.5
30°	818.6	824.9	822.3	820.2	819.7	813.3	806.5	797.6	789.2	778.1	766.6
32.5°	836.5	839.6	840.2	838.6	836.0	830.7	821.2	809.7	800.2	787.1	773.4
35°	865.9	869.1	868.0	868.0	865.4	857.0	845.4	833.9	820.7	806.0	791.8
37.5°	906.9	912.7	911.7	909.6	906.4	896.4	887.5	873.3	858.6	839.1	822.8
40°	958.5	967.4	975.3	973.7	966.3	957.4	949.0	932.7	918.0	896.4	878.5
42.5°	1027.9	1040.0	1049.9	1057.3	1054.1	1042.6	1027.9	1021.0	1000.0	977.9	959.5
45°	1116.7	1141.9	1150.9	1159.8	1159.8	1152.5	1149.3	1135.6	1113.6	1084.1	1066.8
47.5°	1234.0	1267.6	1277.6	1292.8	1301.8	1293.9	1288.1	1265.0	1250.3	1209.8	1205.6
50°	1376.4	1410.1	1437.4	1455.3	1452.7	1459.5	1445.8	1432.7	1412.2	1379.1	1367.5
52.5°	1558.4	1585.2	1609.9	1620.4	1631.4	1629.9	1626.7	1617.8	1592.0	1574.1	1544.7
55°	1745.0	1767.1	1797.0	1814.4	1828.6	1826.0	1813.9	1792.3	1797.0	1759.7	1743.4
57.5°	1957.4	1981.6	2014.2	2030.5	2036.8	2068.9	2061.0	2058.3	2049.4	2036.3	2019.4
60°	2322.8	2329.6	2356.5	2397.5	2447.9	2437.9	2450.6	2459.0	2465.3	2435.8	2433.7
62.5°	2758.1	2766.5	2789.7	2798.1	2805.5	2806.5	2789.7	2789.7	2760.8	2722.9	2693.5
65°	2995.8	2978.4	2962.7	2953.7	2934.3	2916.9	2891.7	2857.5	2808.6	2750.2	2697.7
66°	3030.0	2994.7	2974.2	2951.6	2920.6	2888.5	2858.6	2811.8	2754.5	2685.1	2615.7
67.5°	2996.8	2948.5	2900.6	2867.5	2824.4	2766.5	2714.0	2659.3	2605.1	2510.0	2445.3
70°	2694.5	2636.7	2584.1	2511.6	2443.2	2386.4	2296.0	2200.8	2122.5	2022.6	1959.0
72.5°	2001.0	1932.7	1864.3	1762.3	1663.0	1648.3	1534.7	1422.7	1362.8	1282.3	1217.7
75°	988.4	902.2	779.7	725.0	645.6	606.7	585.2	504.2	484.8	405.4	404.3
77.5°	279.2	239.7	212.9	185.6	174.0	165.6	136.7	130.9	118.8	116.7	109.9
80°	105.7	99.9	97.3	94.6	92.0	90.4	89.4	85.2	83.1	79.9	78.3
82.5°	76.2	74.1	69.4	67.8	65.7	62.6	62.0	59.4	57.8	54.7	53.6
85°	51.5	48.9	46.3	43.6	42.6	42.1	40.5	39.4	38.4	36.8	36.3
87.5°	34.7	32.1	28.9	27.9	27.3	27.9	28.4	27.3	26.8	25.8	25.2
90°	4.2	5.8	5.3	5.3	6.3	5.3	5.3	5.8	5.3	5.3	4.7
92.5°	0.0	0.0	0.0	0.0	0.0	0.0	0.0	0.0	0.0	0.0	0.0
95°	0.0	0.0	0.0	0.0	0.0	0.0	0.0	0.0	0.0	0.0	0.0
97.5°	0.0	0.0	0.0	0.0	0.0	0.0	0.0	0.0	0.0	0.0	0.0
100°	0.0	0.0	0.0	0.0	0.0	0.0	0.0	0.0	0.0	0.0	0.0
102.5°	0.0	0.0	0.0	0.0	0.0	0.0	0.0	0.0	0.0	0.0	0.0
105°	0.0	0.0	0.0	0.0	0.0	0.0	0.0	0.0	0.0	0.0	0.0
107.5°	0.0	0.0	0.0	0.0	0.0	0.0	0.0	0.0	0.0	0.0	0.0



REPORT NUMBER: P226924  
 CATALOG NUMBER: ISW-AF-600-LED-E1-SL3-7030

REPORT N  
 CATALOG

**CANDELA DISTRIBUTION (continued):**

**CANDELA**

	71°	72°	73°	74°	75°	76°	77°	78°	79°	80°	81°	
110°	0.0	0.0	0.0	0.0	0.0	0.0	0.0	0.0	0.0	0.0	0.0	0°
112.5°	0.0	0.0	0.0	0.0	0.0	0.0	0.0	0.0	0.0	0.0	0.0	2.5°
115°	0.0	0.0	0.0	0.0	0.0	0.0	0.0	0.0	0.0	0.0	0.0	5°
117.5°	0.0	0.0	0.0	0.0	0.0	0.0	0.0	0.0	0.0	0.0	0.0	7.5°
120°	0.0	0.0	0.0	0.0	0.0	0.0	0.0	0.0	0.0	0.0	0.0	10°
122.5°	0.0	0.0	0.0	0.0	0.0	0.0	0.0	0.0	0.0	0.0	0.0	12.5°
125°	0.0	0.0	0.0	0.0	0.0	0.0	0.0	0.0	0.0	0.0	0.0	15°
127.5°	0.0	0.0	0.0	0.0	0.0	0.0	0.0	0.0	0.0	0.0	0.0	17.5°
130°	0.0	0.0	0.0	0.0	0.0	0.0	0.0	0.0	0.0	0.0	0.0	20°
132.5°	0.0	0.0	0.0	0.0	0.0	0.0	0.0	0.0	0.0	0.0	0.0	22.5°
135°	0.0	0.0	0.0	0.0	0.0	0.0	0.0	0.0	0.0	0.0	0.0	25°
137.5°	0.0	0.0	0.0	0.0	0.0	0.0	0.0	0.0	0.0	0.0	0.0	27.5°
140°	0.0	0.0	0.0	0.0	0.0	0.0	0.0	0.0	0.0	0.0	0.0	30°
142.5°	0.0	0.0	0.0	0.0	0.0	0.0	0.0	0.0	0.0	0.0	0.0	32.5°
145°	0.0	0.0	0.0	0.0	0.0	0.0	0.0	0.0	0.0	0.0	0.0	35°
147.5°	0.0	0.0	0.0	0.0	0.0	0.0	0.0	0.0	0.0	0.0	0.0	37.5°
150°	0.0	0.0	0.0	0.0	0.0	0.0	0.0	0.0	0.0	0.0	0.0	40°
152.5°	0.0	0.0	0.0	0.0	0.0	0.0	0.0	0.0	0.0	0.0	0.0	42.5°
155°	0.0	0.0	0.0	0.0	0.0	0.0	0.0	0.0	0.0	0.0	0.0	45°
157.5°	0.0	0.0	0.0	0.0	0.0	0.0	0.0	0.0	0.0	0.0	0.0	47.5°
160°	0.0	0.0	0.0	0.0	0.0	0.0	0.0	0.0	0.0	0.0	0.0	50°
162.5°	0.0	0.0	0.0	0.0	0.0	0.0	0.0	0.0	0.0	0.0	0.0	52.5°
165°	0.0	0.0	0.0	0.0	0.0	0.0	0.0	0.0	0.0	0.0	0.0	55°
167.5°	0.0	0.0	0.0	0.0	0.0	0.0	0.0	0.0	0.0	0.0	0.0	57.5°
170°	0.0	0.0	0.0	0.0	0.0	0.0	0.0	0.0	0.0	0.0	0.0	60°
172.5°	0.0	0.0	0.0	0.0	0.0	0.0	0.0	0.0	0.0	0.0	0.0	62.5°
175°	0.0	0.0	0.0	0.0	0.0	0.0	0.0	0.0	0.0	0.0	0.0	65°
177.5°	0.0	0.0	0.0	0.0	0.0	0.0	0.0	0.0	0.0	0.0	0.0	66°
180°	0.0	0.0	0.0	0.0	0.0	0.0	0.0	0.0	0.0	0.0	0.0	67.5°
												70°
												72.5°
												75°
												77.5°
												80°
												82.5°
												85°
												87.5°
												90°
												92.5°
												95°
												97.5°
												100°
												102.5°
												105°
												107.5°

NUMBER: P226924  
 NUMBER: ISW-AF-600-LED-E1-SL3-7030

REPORT NUMBER: P  
 CATALOG NUMBER:

<u>DISTRIBUTION (continued):</u>											<u>CANDELA DISTRIBUTION</u>							
82°	83°	84°	85°	86°	87°	88°	89°	90°	95°	105°	110°	120°	130°	140°	150°	160°	170°	180°
931.6	931.6	931.6	931.6	931.6	931.6	931.6	931.6	931.6	931.6	931.6	931.6	110°	0.0					
934.8	933.2	933.7	931.6	931.1	932.2	932.7	932.7	931.1	921.7	910.6	112.5°	0.0						
921.1	918.0	917.5	915.9	913.2	916.4	914.8	912.2	909.0	898.0	876.4	115°	0.0						
895.9	893.8	891.2	889.1	887.5	886.4	885.9	883.3	877.5	857.0	820.7	117.5°	0.0						
871.7	869.1	865.9	861.2	859.1	855.9	855.9	849.6	845.4	819.7	766.0	120°	0.0						
848.0	843.3	841.7	838.6	832.8	830.2	826.5	820.2	813.9	782.9	712.4	122.5°	0.0						
830.2	825.4	818.6	816.5	810.2	804.4	799.7	791.3	784.4	743.4	656.1	125°	0.0						
810.7	807.0	799.7	794.9	788.1	781.3	773.4	762.9	758.1	706.1	602.5	127.5°	0.0						
794.9	786.5	778.1	773.9	765.5	757.6	749.7	737.1	727.7	669.3	545.7	130°	0.0						
776.5	769.2	760.2	752.9	741.3	732.4	723.4	710.3	698.7	632.0	488.4	132.5°	0.0						
763.9	753.4	743.9	735.5	722.4	711.9	699.3	685.1	673.5	596.2	425.3	135°	0.0						
756.6	746.1	734.0	723.4	708.2	696.1	682.4	666.7	651.9	567.3	365.9	137.5°	0.0						
754.5	741.8	729.2	716.1	700.3	685.1	668.8	653.0	634.1	539.4	301.3	140°	0.0						
760.8	745.5	731.3	715.6	697.2	679.8	663.5	643.0	624.1	515.2	237.6	142.5°	0.0						
778.1	759.7	743.4	726.1	705.0	686.1	666.7	643.5	622.5	498.4	181.9	145°	0.0						
805.5	788.1	769.2	751.8	727.7	706.6	685.1	660.4	635.1	491.6	137.2	147.5°	0.0						
860.7	837.5	818.1	799.7	771.8	750.3	725.5	695.6	667.2	497.9	114.6	150°	0.0						
938.0	909.0	891.2	874.9	840.2	816.5	788.1	753.9	721.9	515.8	100.9	152.5°	0.0						
1044.7	1022.6	990.5	965.3	930.1	903.8	872.2	831.2	795.5	541.0	94.1	155°	0.0						
1178.2	1149.3	1117.8	1092.0	1053.6	1007.9	974.8	925.3	884.9	580.4	91.0	157.5°	0.0						
1341.7	1307.0	1264.5	1242.9	1189.8	1154.0	1109.9	1056.8	1005.3	641.4	92.5	160°	0.0						
1519.4	1482.1	1449.0	1408.0	1359.6	1319.7	1277.6	1221.3	1156.7	757.1	98.8	162.5°	0.0						
1707.1	1683.0	1651.4	1598.3	1572.0	1521.5	1467.9	1405.9	1359.1	907.5	114.1	165°	0.0						
1980.5	1954.2	1950.6	1898.5	1858.6	1812.8	1770.8	1719.2	1664.0	1174.5	149.8	167.5°	0.0						
2401.1	2373.8	2342.8	2302.3	2255.0	2198.2	2146.1	2076.7	2015.2	1442.2	166.7	170°	0.0						
2650.4	2599.9	2544.1	2482.6	2413.8	2343.3	2273.4	2184.5	2095.2	1458.5	150.4	172.5°	0.0						
2629.3	2566.8	2495.8	2412.2	2339.6	2252.9	2177.7	2063.1	1981.6	1298.6	122.5	175°	0.0						
2551.5	2465.8	2399.0	2322.3	2231.3	2153.5	2074.1	1961.1	1868.0	1190.8	112.0	177.5°	0.0						
2352.2	2279.2	2186.6	2113.0	2045.7	1952.7	1878.0	1772.3	1708.2	1032.6	100.4	180°	0.0						
1880.1	1779.2	1700.8	1643.5	1567.3	1483.2	1416.9	1328.1	1271.3	683.5	86.8								
1095.2	1069.9	982.1	932.7	886.4	818.1	765.5	722.9	648.3	331.2	76.8								
337.5	313.9	310.7	263.9	279.2	238.7	232.4	211.4	211.4	127.2	60.5								
107.8	105.7	101.5	95.7	93.6	93.6	91.0	90.4	86.2	68.3	45.2								
76.2	74.7	73.1	71.5	70.5	71.0	68.9	67.8	66.8	49.4	35.8								
52.6	51.0	47.8	47.8	46.8	46.3	46.8	44.7	44.2	34.7	30.0								
35.8	35.2	34.7	34.2	33.6	33.1	32.6	31.0	30.0	24.2	21.0								
23.7	20.0	19.5	16.8	16.3	15.8	14.7	15.8	17.4	17.4	13.7								
5.3	4.7	5.3	5.3	4.2	4.7	4.7	3.7	3.7	5.3	4.7								
0.0	0.0	0.0	0.0	0.0	0.0	0.0	0.0	0.0	0.0	0.0								
0.0	0.0	0.0	0.0	0.0	0.0	0.0	0.0	0.0	0.0	0.0								
0.0	0.0	0.0	0.0	0.0	0.0	0.0	0.0	0.0	0.0	0.0								
0.0	0.0	0.0	0.0	0.0	0.0	0.0	0.0	0.0	0.0	0.0								
0.0	0.0	0.0	0.0	0.0	0.0	0.0	0.0	0.0	0.0	0.0								
0.0	0.0	0.0	0.0	0.0	0.0	0.0	0.0	0.0	0.0	0.0								
0.0	0.0	0.0	0.0	0.0	0.0	0.0	0.0	0.0	0.0	0.0								
0.0	0.0	0.0	0.0	0.0	0.0	0.0	0.0	0.0	0.0	0.0								
0.0	0.0	0.0	0.0	0.0	0.0	0.0	0.0	0.0	0.0	0.0								
0.0	0.0	0.0	0.0	0.0	0.0	0.0	0.0	0.0	0.0	0.0								

'226924  
 ISW-AF-600-LED-E1-SL3-7030

REPORT NUMBER: P226924  
 CATALOG NUMBER: ISW-AF-60

**TION (continued):**

**CANDELA DISTRIBUTION (con**

83°	84°	85°	86°	87°	88°	89°	90°	95°	105°		115°	125°
0.0	0.0	0.0	0.0	0.0	0.0	0.0	0.0	0.0	0.0	0°	931.6	931.6
0.0	0.0	0.0	0.0	0.0	0.0	0.0	0.0	0.0	0.0	2.5°	901.2	892.7
0.0	0.0	0.0	0.0	0.0	0.0	0.0	0.0	0.0	0.0	5°	853.3	834.4
0.0	0.0	0.0	0.0	0.0	0.0	0.0	0.0	0.0	0.0	7.5°	788.6	751.8
0.0	0.0	0.0	0.0	0.0	0.0	0.0	0.0	0.0	0.0	10°	714.5	661.4
0.0	0.0	0.0	0.0	0.0	0.0	0.0	0.0	0.0	0.0	12.5°	637.7	569.9
0.0	0.0	0.0	0.0	0.0	0.0	0.0	0.0	0.0	0.0	15°	566.2	476.3
0.0	0.0	0.0	0.0	0.0	0.0	0.0	0.0	0.0	0.0	17.5°	491.1	380.1
0.0	0.0	0.0	0.0	0.0	0.0	0.0	0.0	0.0	0.0	20°	419.0	287.1
0.0	0.0	0.0	0.0	0.0	0.0	0.0	0.0	0.0	0.0	22.5°	337.5	201.4
0.0	0.0	0.0	0.0	0.0	0.0	0.0	0.0	0.0	0.0	25°	247.6	146.2
0.0	0.0	0.0	0.0	0.0	0.0	0.0	0.0	0.0	0.0	27.5°	176.7	116.7
0.0	0.0	0.0	0.0	0.0	0.0	0.0	0.0	0.0	0.0	30°	132.0	98.3
0.0	0.0	0.0	0.0	0.0	0.0	0.0	0.0	0.0	0.0	32.5°	105.7	85.2
0.0	0.0	0.0	0.0	0.0	0.0	0.0	0.0	0.0	0.0	35°	89.9	77.3
0.0	0.0	0.0	0.0	0.0	0.0	0.0	0.0	0.0	0.0	37.5°	80.4	72.0
0.0	0.0	0.0	0.0	0.0	0.0	0.0	0.0	0.0	0.0	40°	75.2	69.4
0.0	0.0	0.0	0.0	0.0	0.0	0.0	0.0	0.0	0.0	42.5°	72.0	66.8
0.0	0.0	0.0	0.0	0.0	0.0	0.0	0.0	0.0	0.0	45°	70.5	65.2
0.0	0.0	0.0	0.0	0.0	0.0	0.0	0.0	0.0	0.0	47.5°	69.4	63.1
0.0	0.0	0.0	0.0	0.0	0.0	0.0	0.0	0.0	0.0	50°	68.3	63.1
0.0	0.0	0.0	0.0	0.0	0.0	0.0	0.0	0.0	0.0	52.5°	68.9	64.1
0.0	0.0	0.0	0.0	0.0	0.0	0.0	0.0	0.0	0.0	55°	71.5	64.1
0.0	0.0	0.0	0.0	0.0	0.0	0.0	0.0	0.0	0.0	57.5°	75.7	64.1
0.0	0.0	0.0	0.0	0.0	0.0	0.0	0.0	0.0	0.0	60°	78.9	65.2
0.0	0.0	0.0	0.0	0.0	0.0	0.0	0.0	0.0	0.0	62.5°	79.9	67.3
0.0	0.0	0.0	0.0	0.0	0.0	0.0	0.0	0.0	0.0	65°	78.9	68.3
0.0	0.0	0.0	0.0	0.0	0.0	0.0	0.0	0.0	0.0	66°	77.8	68.3
0.0	0.0	0.0	0.0	0.0	0.0	0.0	0.0	0.0	0.0	67.5°	76.2	67.3
										70°	72.6	63.1
										72.5°	65.2	56.8
										75°	55.7	45.7
										77.5°	45.2	36.8
										80°	33.6	27.9
										82.5°	24.7	21.6
										85°	17.4	15.2
										87.5°	10.5	9.5
										90°	2.6	2.6
										92.5°	0.0	0.0
										95°	0.0	0.0
										97.5°	0.0	0.0
										100°	0.0	0.0
										102.5°	0.0	0.0
										105°	0.0	0.0
										107.5°	0.0	0.0



REPORT NUMBER: P226924

CATALOG NUMBER: ISW-AF-600-LED-E1-

00-LED-E1-SL3-7030

**tinued):**

135°	145°	155°	165°	175°	180°
931.6	931.6	931.6	931.6	931.6	931.6
887.0	886.4	873.3	870.7	861.7	866.5
811.8	802.8	779.2	774.4	764.5	761.8
721.9	697.2	678.2	657.2	637.2	647.2
616.7	575.2	533.6	506.3	495.3	491.6
516.8	442.2	390.1	336.5	317.6	324.4
395.9	310.7	241.3	210.3	192.4	189.3
279.2	199.3	167.2	159.3	155.6	155.6
189.3	151.9	139.9	136.2	136.2	136.7
144.1	127.8	122.5	123.0	125.1	125.7
119.3	113.0	110.4	114.1	118.3	118.8
103.0	101.5	102.0	106.7	110.9	111.5
90.4	92.0	94.1	98.3	102.0	103.0
81.5	84.1	85.7	88.3	90.4	91.0
75.2	78.3	77.8	79.4	81.0	81.5
71.5	73.1	71.5	72.6	72.6	73.6
68.3	68.9	66.2	66.8	67.8	67.8
65.2	64.7	62.0	63.1	64.7	65.2
62.0	61.0	58.9	61.0	63.6	64.1
59.4	58.4	57.3	59.9	63.1	63.6
58.4	57.3	56.3	59.9	63.1	63.6
58.4	57.3	56.3	58.9	62.0	62.6
58.9	57.8	55.7	58.4	60.5	61.0
59.4	58.4	54.7	56.3	57.3	57.8
59.4	57.3	53.6	54.2	54.2	54.7
58.4	55.7	51.5	51.5	51.0	51.0
58.4	53.6	49.4	48.4	47.3	47.3
57.8	53.1	48.9	47.3	45.7	45.7
56.8	52.1	47.8	45.7	44.2	44.2
53.1	49.9	45.2	43.1	41.5	41.0
47.3	45.7	42.1	40.5	38.9	38.4
40.0	40.5	38.4	37.3	35.8	35.2
33.6	34.7	33.6	33.1	32.1	31.5
26.8	28.9	27.9	27.9	28.4	27.3
20.5	23.1	22.1	23.1	24.2	22.6
14.2	16.8	16.8	17.4	17.9	16.8
8.9	11.0	10.5	11.0	11.0	10.5
2.1	3.7	2.1	3.2	2.6	2.1
0.0	0.0	0.0	0.0	0.0	0.0
0.0	0.0	0.0	0.0	0.0	0.0
0.0	0.0	0.0	0.0	0.0	0.0
0.0	0.0	0.0	0.0	0.0	0.0
0.0	0.0	0.0	0.0	0.0	0.0
0.0	0.0	0.0	0.0	0.0	0.0
0.0	0.0	0.0	0.0	0.0	0.0
0.0	0.0	0.0	0.0	0.0	0.0
0.0	0.0	0.0	0.0	0.0	0.0

**CANDELA DISTRIBUTION (continued):**

	115°	125°	135°
110°	0.0	0.0	0.0
112.5°	0.0	0.0	0.0
115°	0.0	0.0	0.0
117.5°	0.0	0.0	0.0
120°	0.0	0.0	0.0
122.5°	0.0	0.0	0.0
125°	0.0	0.0	0.0
127.5°	0.0	0.0	0.0
130°	0.0	0.0	0.0
132.5°	0.0	0.0	0.0
135°	0.0	0.0	0.0
137.5°	0.0	0.0	0.0
140°	0.0	0.0	0.0
142.5°	0.0	0.0	0.0
145°	0.0	0.0	0.0
147.5°	0.0	0.0	0.0
150°	0.0	0.0	0.0
152.5°	0.0	0.0	0.0
155°	0.0	0.0	0.0
157.5°	0.0	0.0	0.0
160°	0.0	0.0	0.0
162.5°	0.0	0.0	0.0
165°	0.0	0.0	0.0
167.5°	0.0	0.0	0.0
170°	0.0	0.0	0.0
172.5°	0.0	0.0	0.0
175°	0.0	0.0	0.0
177.5°	0.0	0.0	0.0
180°	0.0	0.0	0.0

